

Czech Industrial Market

Fresh Data, Q4 2025



Quarterly Key Figures

13,277,800

Total stock

1,253,300

Under construction

4.77%

Vacancy rate

813,500

YTD New Supply

2,094,900

YTD Gross Take-up

€ 7.50

Prime rent

5.00%

Prime yield

7%

YoY change

15%

vs. 5y average

-0.04 pp

QoQ change

53%

YoY change

45%

YoY change

0%

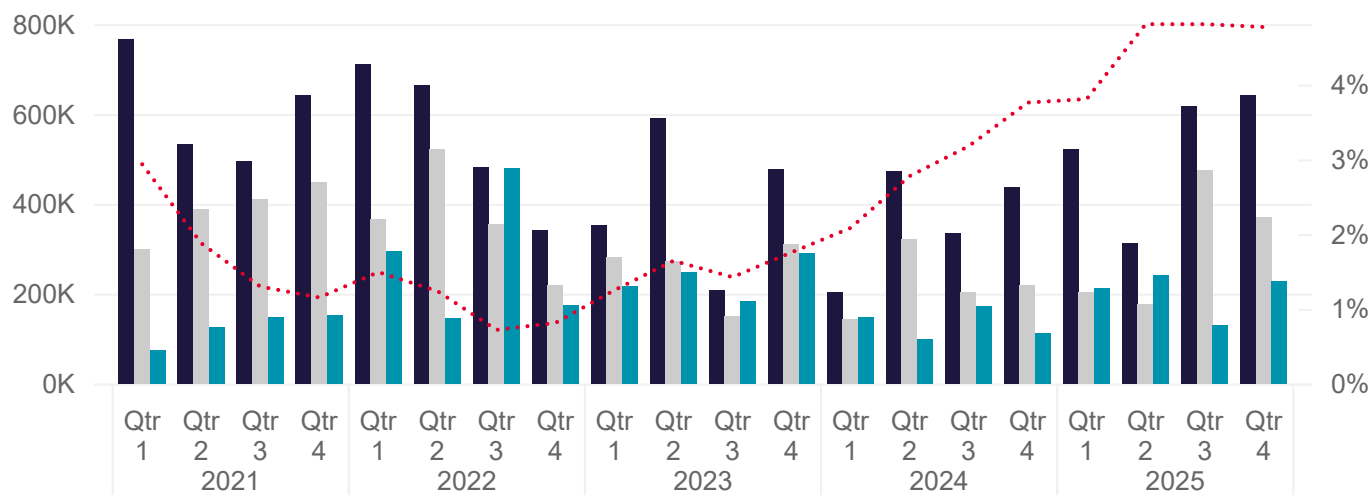
YoY change

-20 bps

YoY change

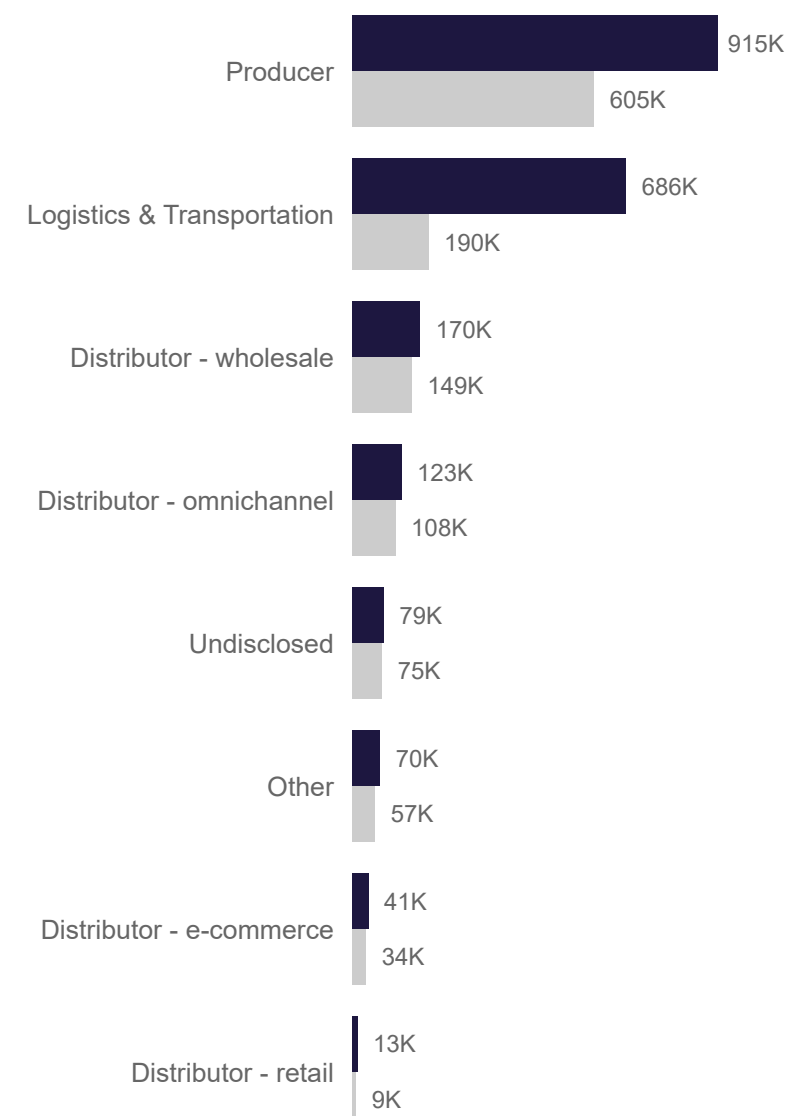
Quarterly development

● Gross take-up ● Net take-up ● New supply Vacancy rate

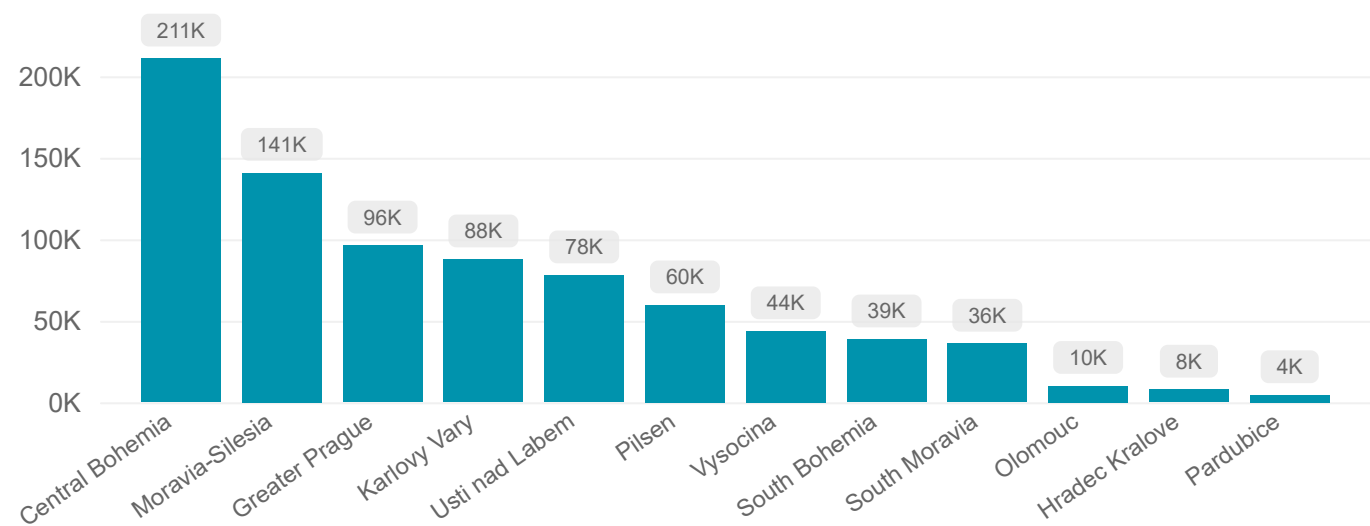


YTD take-up (sq m)

● Gross ● Net



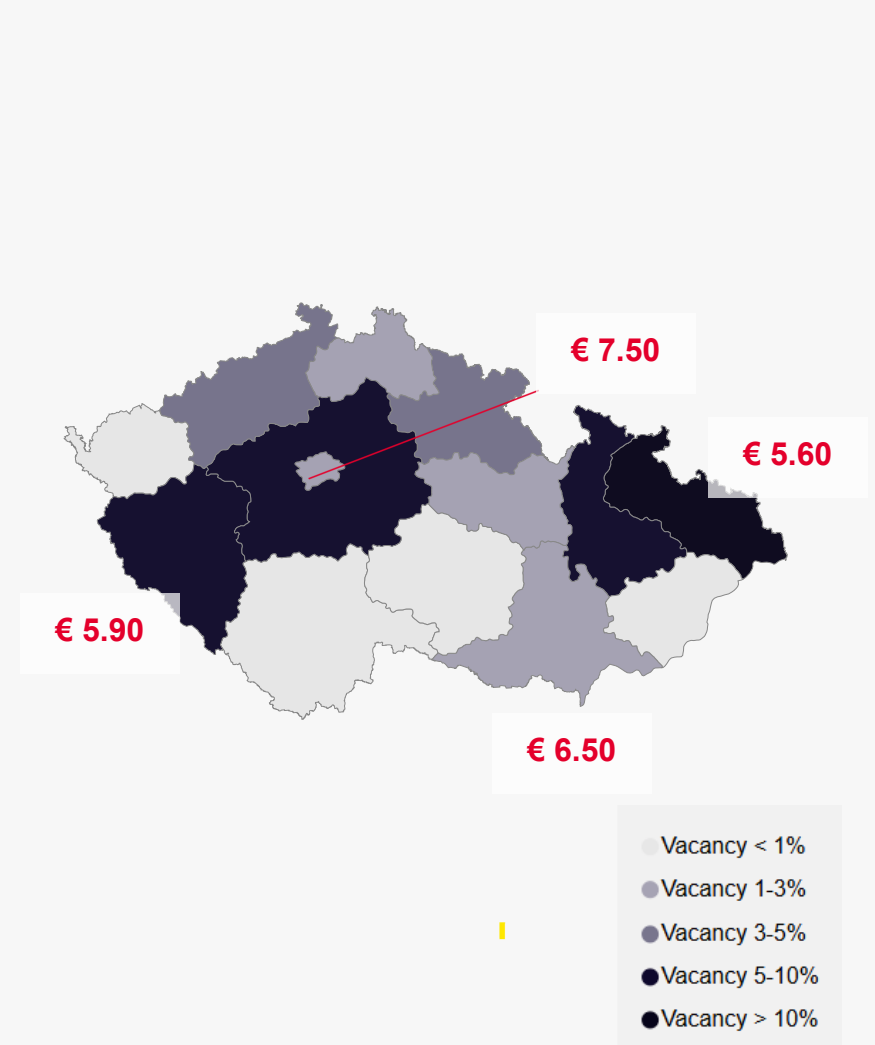
YTD New supply in regions (sq m)



Top completions in the last quarter

Property name	Region	Total size	Developer
D+D Park Kosmonosy II	Central Bohemia region	57,900	D+D Real
Industrial Park Nymburk	Central Bohemia region	40,000	J&T
CTPark Brno	South Moravia region	36,000	CTP Invest
Panattoni Park Zdice	Central Bohemia region	27,000	Panattoni
Logicor Prague - Průmyslová	Greater Prague	20,600	Logicor

Prime rents & vacancy



Top planned completions in the next 12 months

Property name	Region	Total size	Developer
Panattoni Park Cheb	Karlovy Vary region	233,700	Panattoni
Ostrava Airport Multimodal Park	Moravia-Silesia region	125,700	Gridarch
CTPark Žatec	Usti nad Labem region	89,900	CTP Invest
CTPark Prague North	Greater Prague	72,000	CTP Invest
CTPark Brno Líšeň	South Moravia region	63,100	CTP Invest